

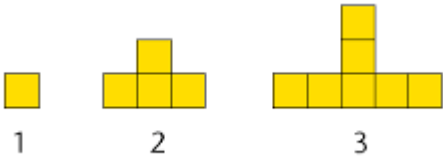
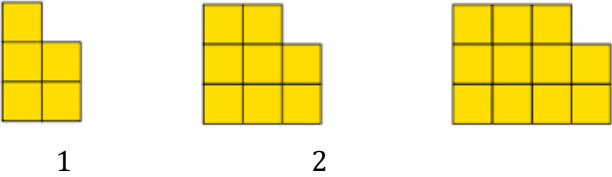
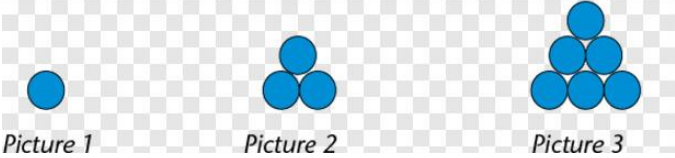

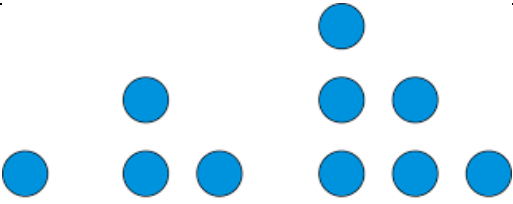
## WORKSHOP / WERKSWINKEL 2/2021

### Worksheet / Werksblad 13

Geometric Patterns: Shape patterns	Geometriese Patrone: Vormpatrone
------------------------------------	----------------------------------

**Draw the fourth term of each shape pattern:**  
 [Use a ruler for number 1 and 2; use a button to draw the circles of number 3, 4 and 5]

Teken die vierde term van elke vormpatroon:  
 [Gebruik 'n liniaal vir nommer 1 en 2; gebruik 'n knoop om die sirkels van 3, 4 en 5 te teken]

No. Nr.	Shape Pattern Vormpatroon	Draw 4 <sup>th</sup> term/ picture. Teken die 4 <sup>de</sup> term/ figuur.
1.	 1                  2                  3	
2.	 1                  2                  3	
3.	 <i>Picture 1</i> <i>Picture 2</i> <i>Picture 3</i>	
4.	 <i>Picture 1</i> <i>Picture 2</i> <i>Picture 3</i>	
5.	 1                  2                  3	